

# 烏來台車

## Wulai Log Cart

### 烏來，台車的原鄉

#### The Hometown of Log Cart-Wulai

烏來台車於日治時期(1928年)由「三井合名會社」為運輸林產需要所鋪設。臺灣光復之後，1963年開辦客運，烏來瀑布開始迎來大量遊客到訪，人力台車推送遊客成為在地特色。1974年因應遊客不斷成長，人力台車改良為機械化運作。1987年開鑿隧道，取代原來的轉盤迴轉，提升效率。直至今日，烏來台車串連起烏來老街與烏來瀑布商圈，一段約1.5公里的台車軌道，成為獨具林業文化歷史與人文特色的觀光遊憩設施。

The Wulai Log Cart was constructed by the Mitsui Joint-stock Company in 1928 during the Japanese ruled period with the purpose of transporting forest products. The passenger transportation service began in 1963 following the Restoration of Taiwan, enabling Wulai Waterfall to welcome numerous visitors, and the manual log carts used for transporting visitors became a local characteristic. In response to the growing number of visitors, manual log carts were replaced by motorized ones in 1974. In 1987, a tunnel was constructed to replace the original locomotive turntable, further enhancing its efficiency. To this day, the Wulai Log Cart has connected the business districts of Wulai Old Street and Wulai Waterfall. The 1.5-kilometer-long railway has evolved into a tourism recreational facility with unique history and cultural characteristics of forestry culture.

#### 烏來老街 Wulai Old Street

台車烏來站前的烏來老街，適合闔家散步漫遊、泡湯、品嚐原住民風味的在地部落美食，及選購手工藝品的最佳去處。

The Wulai Old Street in front of the Wulai Log Cart Station is an ideal destination for a leisurely family stroll, visiting hot springs, savoring local indigenous cuisine, and purchasing handmade crafts.

#### 烏來發電廠 Wulai Power Station

跨越日治與臺灣光復時期重要的電力設施之一，其廠區形狀猶如航行於大海的軍艦，甚具特色。2011年登錄為新北市「歷史建築」。

It is one of the important electricity utilities, which spanned over Japanese ruled period and the Taiwan Restoration period. Its distinctive shape resembles a sailing warship on the ocean, which is of characteristic. And it was registered as the "historical building" of New Taipei City in 2011.

#### 泰雅民族博物館 Atayal Museum

多元展示傳統泰雅歷史文化與生活器物，以其特殊的自然生態與文化資源，結合部落帶動原住民文化觀光發展。

Various exhibitions display the historical culture and daily life artifacts of the Atayal people. Leveraging their unique natural ecosystems and cultural resources, the museum collaborates with local tribes to promote the development of the indigenous culture tourism.

#### 烏來空中纜車 Wulai Cable Car

搭乘纜車從空中俯瞰烏來，一覽瀑布全貌，可在雲仙樂園體驗夜間賞蛙、螢及划船賞湖景等活動。

By taking the cable cars, you can overlook the Wulai area and the entire waterfall. The cable cars also provide access to Yun Hsien Resort, where you can experience activities such as nighttime frog watching, firefly watching, and leisurely boat rowing with scenic lake views.

#### 台車瀑布站 Waterfall Log Cart Station

搭乘台車自烏來站沿著南勢溪山勢蜿蜒而上來到瀑布站，附近的觀瀑台為欣賞烏來瀑布的最佳地點。

Taking the log cart from Wulai Station, ascending along the winding Nanshih Creek and into the mountains to reach the Waterfall Log Cart Station. The Waterfall Lookout nearby offers the best site for enjoying the view of Wulai Waterfall.

#### 烏來林業生活館 Wulai Forestry Museum

於2010年啟用的烏來林業生活館，其前身為台車瀑布站候車室。館內提供早期人力台車的機具以及歷史影像等展示，供遊客瞭解烏來地區的林業發展歷程，並保存烏來台車文化。

Opened in 2010, Wulai Forestry Museum was once the waiting room of the Waterfall Log Cart Station. There are exhibitions of the manual log cart devices and the historical images from the early days, which lead the visitors to understand the forestry development in Wulai area as well as preserve the log cart culture of Wulai.

#### 南勢橋遺構 Nanshih Bridge Remains

曾經橫跨南勢溪的「南勢橋」，是在日治時期，從孝義運送木材經烏來到達新店龜山的重要橋梁。現在仍矗立在烏來台車軌道旁的橋墩遺構，見證著歷史。

Once crossing over Nanshih Creek, Nanshih Bridge was an important bridge in the route for transporting timber from Xiaoyi via Wulai to Gueishan, Xindian during the Japanese ruled period. The remains of the bridge pier stand still beside the tracks of Wulai log cart railway, silently witness to history.

#### 台車烏來站 Wulai Log Cart Station

搭乘烏來台車，欣賞沿途山林風光，想像先人伐木、人力運材情景，或是漫步情人步道，欣賞動植物生態。You can take the log cart to appreciate the mountain and forest scenery along the railway, imagining the scenes of previous generations manually cutting down trees and transporting timbers. You can also wander along the Lover's Trail, appreciating the animals and plants in the natural ecosystem.

台車烏來站 ⇄ 台車瀑布站 (Wulai Log Cart Station To Waterfall Log Cart Station)	
搭乘台車 Taking the log cart	8分鐘 About 8 minutes
步行情人步道 Walking along Lover's Trail	30分鐘 About 30 minutes
海拔高度 Elevation	140~160M

#### 圖例 LEGEND

- 地標 Landmarks
- 車站 Log Cart Station
- 廁所 Restrooms
- 停車場 Parking Lot
- 軌道 Railway
- AED心臟電擊器 AED Defibrillator
- 遊客中心 Visitor Center
- 無障礙設施 Accessible Facility
- 觀景台 Observation Deck
- 步道/道路 Trails/Roads

#### 【遊客須知】NOTICE TO GUESTS

- 營運時間(Open Hours)：09:00 ~ 17:00  
夏令時間(Open Hours for Summer Time)：09:00 ~ 18:00 (7~8月/July to August)
- 台車於除夕及每月保養日(第一週星期二)停駛一天  
The log cart service is not available on Lunar New Year's Eve and the first Tuesday of every month for the routine maintenance.
- 搭乘台車時，頭、手、腳請勿伸出車廂。  
Keep your head, hands and feet inside of the cart during the ride.
- 請依號誌指示迅速通過穿越道，請勿逗留。  
Please cross the crosswalk quickly with the instruction of the signal and do not linger.
- 除了攝影，什麼也不取；除了回憶，什麼也不留。  
Take nothing except photos; leave nothing except memories.

#### 【遊客傷害處理】INJURY CARE

烏來台車站備有簡易急救藥品及AED，遊客發生意外事件受傷時，請通知本單位處理。  
First aid kits and AEDs are available at Wulai Log Cart Station. If an injury emergency happens to a visitor, please contact us immediately for assistance.

#### 【相關單位】RELATED UNIT

烏來台車站 Wulai Log Cart Station	02-26617826
林業保育署新竹分署烏來工作站 Wulai Ranger Station, Hsinchu Branch, Forestry and Nature Conservation Agency	02-26617712
新北市政府消防局第四大隊烏來分隊 Fire Department, New Taipei City Government Wulai Fire Section, 4th Emergency and Rescue Corps	02-26616187
新北市烏來區衛生所 Wulai Public Health Center, New Taipei City Government	02-26617200
臺北慈濟醫院 Taipei Tzuchi Hospital	02-66289779
新店耕莘醫院 Cardinal Tien Hospital	02-22193391

林業及自然保育署  
新竹分署  
Hsinchu Branch, Forestry and Nature Conservation Agency  
地址：300191 新竹市中山路2號 電話：+886 (3) 5224163#236  
No. 2, Zhongshan Rd., North Dist., Hsinchu City 300191

烏來台車  
WULAI LOG CART  
地址：233001 新北市烏來區溫泉街86巷2號 電話：+886 (2) 26617712  
No. 2, Ln. 86, Wenquan St., Wulai Dist., New Taipei City 233001



票價資訊  
Ticket Information



聯外交通  
Google Maps



掃我看影片  
Scan for the film

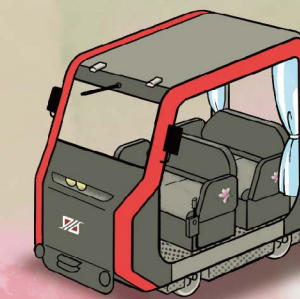




## 烏來台車的演變 The Development of Wulai Log Cart

烏來台車從林產運輸到觀光旅遊，近百年來穿梭在烏來老街與瀑布間的軌道上，訴說著故事。是北臺灣林業開發歷史的縮影，也是烏來地區發展的軌跡。

For nearly 100 years, the Wulai log carts have shuttled between Wulai Old Street and Wulai Waterfall, initially for timber transportation and now for tourism purposes. Through it all, they have told stories of the area's growth, epitomizing the history of forestry development in northern Taiwan as well as the course of development in Wulai area.




新世代台車登場，運用在地泰雅原民色彩及生態特色，簡約復古的車身，傳承著台車歷史。

A new generation of log carts has arrived, incorporating the colors and ecological features of the local Atayal indigenous culture. With a minimalist, retro design, these modern carts inherit the legacy of the history of log carts.



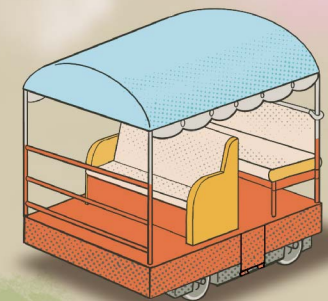
車體重新打造並融入在地特色，如：山豬、樹蛙及原住民語彙，色彩清新更顯活力！

The carts have been revamped, integrated with local characteristics, such as the boars, tree frogs and indigenous language. The vibrant colors give the carts an energetic and lively look.




唐榮公司打造新穎的車頭和車廂，34年間歷經數次優化，目前仍然奔馳在烏來台車線上。

The novel locomotive and the carts were built by TangEng Company. They have undergone numerous refinement within 36 years, still running actively along the Wulai log cart railway today.



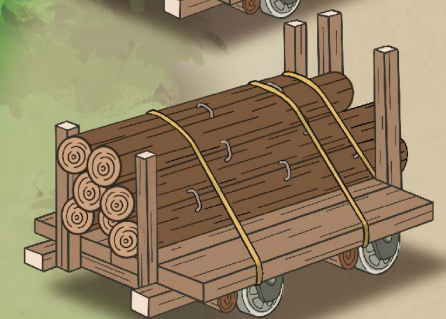

台車機械化開始，鐵板仔車問世。兩邊加掛雨遮，舒適度更加提升。

With the mechanization of carts, iron-plated carts were introduced. Adding rain shades on both sides further improved the comfort.



因為車體外型很像一只畚斗，所以又稱「畚斗仔車」。

The carts were called "Dustpan cart" for their appearances resembled like the dustpans.



運材台車兼載客，從利用工具木箱、板凳為座椅，進步到特製藤椅設施。

The timber carts also transported passengers, with seating evolving from wooden toolboxes and stools to specially made rattan chairs.

啟動AR台車  
Scan me for AR log cart



- 烏來杜鵑(Kanehira Azalea)  
*Rhododendron kanehirae*
- 烏來柯 (Urai Tanoak)  
*Castanopsis uraiana*
- 臺灣原始觀音座蓮(Angioteris somai)  
*Angioteris somai*
- 烏來月桃 (Bigflower Galangal)  
*Alpinia uraiensis*
- 山櫻花(Taiwan Cherry)  
*Prunus campanulata*
- 臺灣藍鵲(Taiwan Blue Magpie)  
*Urocissa caerulea*
- 翡翠樹蛙 (Emerald Tree Frog)  
*Zhangixalus prasinatus*
- 長尾水青蛾 (Luna moth)  
*Actias ningpoana ningtaiwana*
- 青帶鳳蝶 (Common Bluebottle)  
*Graphium sarpedon connectens*
- 大赤鼯鼠 (Formosan Giant Flying Squirrel)  
*Petaurista philippensis grandis*
- 冠羽畫眉(Taiwan Yuhina)  
*Yuhina brunneiceps*
- 黃嘴角鴉(Mountain Scops-Owl)  
*Otus spilocephalus hambroeki*